



# MK-42

## Main Features

- **42.000 kg standard payload** capacity
- Dump Box range from **19 m<sup>3</sup> up to 24 m<sup>3</sup>**
- **Best power rating** in class
- Ergonomic **ROPS/FOPS** certified **safety cabin** with excellent visibility, intuitive controls and an optional **trainer seat**
- Extremely **robust GHH frame and system design** resulting in lowest operating cost
- **Best turning radius** in class
- Optimal traction and higher driving comfort thanks to **Oscillating articulation and front axle suspension** system
- Less material adhesion in the box due to **large dumping angle** of 68°
- 3 pass Loading in combination with the **GHH LF-14** loader

# Technical Specification

## MAIN DIMENSIONS

Length	10 535 mm
Width (at body)	3 062 mm
Height, laden (at body)	2 675 mm
Height, laden (above cabin)	2 699 mm
Std. body capacity (SAE heaped)	19 m <sup>3</sup>
Dump Box range	19 m <sup>3</sup> - 24 m <sup>3</sup>
Outer turn radius	8 800
Inner turn radius	4 600

## ENGINE

Manufacturer	Mercedes
Type	OM473
Design	Water cooled diesel engine
Power output	460 kW / 1600 min <sup>-1</sup>
Air intake system	Dry air filter
Exhaust system	Catalyst, silencer
Starter power / voltage	7 kW / 24 V
Alternator current	150 A
Emission standard	EPA Tier3 / EU Stage IIIA

## ENGINE OPTIONS\*

Mercedes OM473, 460 kW, Stage V/Tier 4f, DPF/SCR \*\*

Volvo TAD1651, 450 kW, Stage III A / Tier III

Volvo TAD1671, 450kW, Stage IV / Tier 4f, SCR \*\*

\*Details on request \*\*requires ultra low sulphur diesel

## FUEL

Fuel Tank capacity	750 l	<input checked="" type="checkbox"/>	<input type="checkbox"/>
Wiggins fast fuel fill		<input type="checkbox"/>	<input checked="" type="checkbox"/>

## DUMP BOX MOTION TIMES

Discharging time	15 sec
Dumping angel	68°

## WEIGHTS\*

Operating weight	37 900 kg
Payload capacity	42 000 kg
Front axle, empty	27 200 kg
Rear axle, empty	10 700 kg
Front axle, loaded	38 200 kg
Rear axle, loaded	41 700 kg
Total loaded weight	79 900 kg

\*Weight is dependent on the selected options

## SPEEDS FORWARD & LOADED

1st gear*	5,1 km/h
2nd gear	6,7 km/h
3rd gear*	9,1 km/h
4th gear	12,0 km/h
5th gear	16,0 km/h
6th gear	21,1 km/h
7th gear	28,5 km/h
8th gear	37,5 km/h
Max admissible gradient	20%

\*reverse

## CONVERTER

Brand / Type	Dana CL 8000 with lock up	<input checked="" type="checkbox"/>	<input type="checkbox"/>
--------------	---------------------------	-------------------------------------	--------------------------

## TRANSMISSION

Fully automatic transmission with 8 forward and 2 reverse gears	Dana 8000 Series	<input checked="" type="checkbox"/>	<input type="checkbox"/>
Blockout Gears		<input type="checkbox"/>	<input checked="" type="checkbox"/>

## AXLES

Brand / Type	Kessler D106	<input checked="" type="checkbox"/>	<input type="checkbox"/>
--------------	--------------	-------------------------------------	--------------------------

## FRAME

Front axle suspension gas-hydraulic system with +100 mm / -75 mm	<input checked="" type="checkbox"/>	<input type="checkbox"/>
Articulation oscillation joint for maximum drive comfort and excellent ground contact	<input checked="" type="checkbox"/>	<input type="checkbox"/>
3pt. Access	<input checked="" type="checkbox"/>	<input type="checkbox"/>

**S** Standard Equipment

**O** Optional Equipment





**mk-42**

GHH Fahrzeuge GmbH • ghh-fahrzeuge.de • info@ghh-fahrzeuge.de • +49 209-38907-0 or sales@ghhmm.co.za • +27 11 896 0600

\*Changes may apply without prior notice. Featured machines in photos may include variations / additional equipment

# Technical Specification



OPERATORS CABIN	S	O
ROPS approved EN ISO 3471	<input checked="" type="checkbox"/>	
FOPS approved EN ISO 3449	<input checked="" type="checkbox"/>	
Cabin suspension to reduce vibrations	<input checked="" type="checkbox"/>	
Laminated Glass windows	<input checked="" type="checkbox"/>	
No high pressure hoses inside the cabin	<input checked="" type="checkbox"/>	
Inclinometers	<input checked="" type="checkbox"/>	
Adjustable steering wheel	<input checked="" type="checkbox"/>	
Illuminated 3pt. Access	<input checked="" type="checkbox"/>	
Emergency exit via side window	<input checked="" type="checkbox"/>	
7" Touch Display	<input checked="" type="checkbox"/>	
Sliding window	<input checked="" type="checkbox"/>	
Mirrors	<input checked="" type="checkbox"/>	
Noise reduce due to absorbent material	<input checked="" type="checkbox"/>	
Radio slot	<input checked="" type="checkbox"/>	
12V output	<input checked="" type="checkbox"/>	
USB loading	<input checked="" type="checkbox"/>	
Sun visor	<input checked="" type="checkbox"/>	
Climate controle (Air conditioner, Heater )	<input checked="" type="checkbox"/>	
Audio media player		<input type="checkbox"/>
Cooler for beverages		<input type="checkbox"/>
3pt. Seat belt		<input type="checkbox"/>
Air suspended seat	<input checked="" type="checkbox"/>	
Trainer seat		<input type="checkbox"/>
Heated mirrors		<input type="checkbox"/>



ELECTRICAL SYSTEM	S	O
Voltage	24 V	<input checked="" type="checkbox"/>
Alternator	150 A	<input checked="" type="checkbox"/>
Batteries	2x12V/180Ah	<input checked="" type="checkbox"/>
Starter	7kW	<input checked="" type="checkbox"/>
Lockable main switch		<input checked="" type="checkbox"/>
3x emergency stop button		<input checked="" type="checkbox"/>
Jump start interface		<input type="checkbox"/>
Payload weighting system incl. Load indication light		<input type="checkbox"/>
Engine starter isolator		<input type="checkbox"/>

LED LIGHTS	S	O
Front lights	<input checked="" type="checkbox"/>	
Rear lights	<input checked="" type="checkbox"/>	
Side lights	<input checked="" type="checkbox"/>	
Turn signals	<input checked="" type="checkbox"/>	
Brake lights	<input checked="" type="checkbox"/>	
Retarder / Engine brake lights		<input type="checkbox"/>
Flashing beacon		<input type="checkbox"/>
Unit condition lights		<input type="checkbox"/>

HYDRAULIC SYSTEM	S	O
System Pressure	280 bar	<input checked="" type="checkbox"/>
Hydraulic tank	325 l	<input checked="" type="checkbox"/>
Number of steering cylinders	2	<input checked="" type="checkbox"/>
Number of dump cylinders	2	<input checked="" type="checkbox"/>
Emergency Steering		<input type="checkbox"/>

BRAKES	S	O
Service / Parking / Emergency	SAHR	<input checked="" type="checkbox"/>
Brake oil	100 l	<input checked="" type="checkbox"/>
Electric brake release pump		<input checked="" type="checkbox"/>
Electric retarder		<input type="checkbox"/>
Neutral brake apply		<input type="checkbox"/>
Operators brake test		<input type="checkbox"/>

TYRES	S	O
Tyre Size	29,5 R 25	<input checked="" type="checkbox"/>
Spare wheel		<input type="checkbox"/>

SERVICE / MAINTENANCE	S	O
Centralized lubrication points	<input checked="" type="checkbox"/>	
Automated central lubrication		<input type="checkbox"/>
Electric hydraulic filling pump		<input type="checkbox"/>
Tire pressure / temperature monitoring		<input type="checkbox"/>

**S** Standard Equipment      **O** Optional Equipment





**GHH**  
SOLID AS A ROCK

**MK-42**

# Technical Specification

SAFETY FEATURES	S	O
Reverse alarm	<input checked="" type="checkbox"/>	
Emergency stop push buttons according to EN ISO 13850	<input checked="" type="checkbox"/>	
Frame articulation locking device	<input checked="" type="checkbox"/>	
Mechanical dump box locking device	<input checked="" type="checkbox"/>	
Heat insulation on exhaust system	<input checked="" type="checkbox"/>	
Door interlock	<input checked="" type="checkbox"/>	
Rear view camera		<input type="checkbox"/>
Wheel chocks		<input type="checkbox"/>
Side view camera		<input type="checkbox"/>
Exhaust temperatur warning		<input type="checkbox"/>
Dump Box Interlocking incl. warning signal		<input type="checkbox"/>
Folding Handrails		<input type="checkbox"/>

FIRE SAFETY	S	O
Fire extinguisher	<input checked="" type="checkbox"/>	
Additional fire extinguisher		<input type="checkbox"/>
Fire suppression system	manual	<input type="checkbox"/>
Fire suppression system	automatic	<input type="checkbox"/>

OTHERS	S	O
EU certified (CE)		<input type="checkbox"/>
Toolbox		<input type="checkbox"/>
Service manuals in paper		<input type="checkbox"/>

MINING 4.0	S	O
Automation Ready		<input type="checkbox"/>
Data- Logger		<input type="checkbox"/>
Remote Monitoring		<input type="checkbox"/>

GRADE PERFORMANCE EMPTY						
Mercedes OM473 ( Stage V )						
Grade [%]	0	5	10,0	14,3	16,6	20
Ratio [ ]		1:20	1:10	1:7	1:6	1:5
1st gear [km/h]	5,1	5,1	5,1	5,0	5,0	5,0
2nd gear [km/h]	6,7	6,7	6,6	6,6	6,6	6,6
3rd gear [km/h]	9,1	9,1	9,1	9,0	9,0	9,0
4th gear [km/h]	12,0	11,9	11,9	11,8	11,8	11,7
5th gear [km/h]	16,0	15,9	15,8	15,7	15,1	13,1
6th gear [km/h]	21,1	20,9	20,7	17,6		
7th gear [km/h]	28,7	28,3	23,7			
8th gear [km/h]	37,9	37,1				

GRADE PERFORMANCE LOADED						
Mercedes OM473 ( Stage V )						
Grade [%]	0	5	10	14,3	16,6	20
Ratio [ ]		1:20	1:10	1:7	1:6	1:5
1st gear [km/h]	5,1	5,0	5,0	5,0	5,0	5,0
2nd gear [km/h]	6,7	6,6	6,6	6,5	6,5	5,8
3rd gear [km/h]	9,1	9,0	8,9	7,7		
4th gear [km/h]	12,0	11,8	10,4			
5th gear [km/h]	16,0	15,7				
6th gear [km/h]	21,1	17,5				
7th gear [km/h]	28,5					
8th gear [km/h]	37,5					

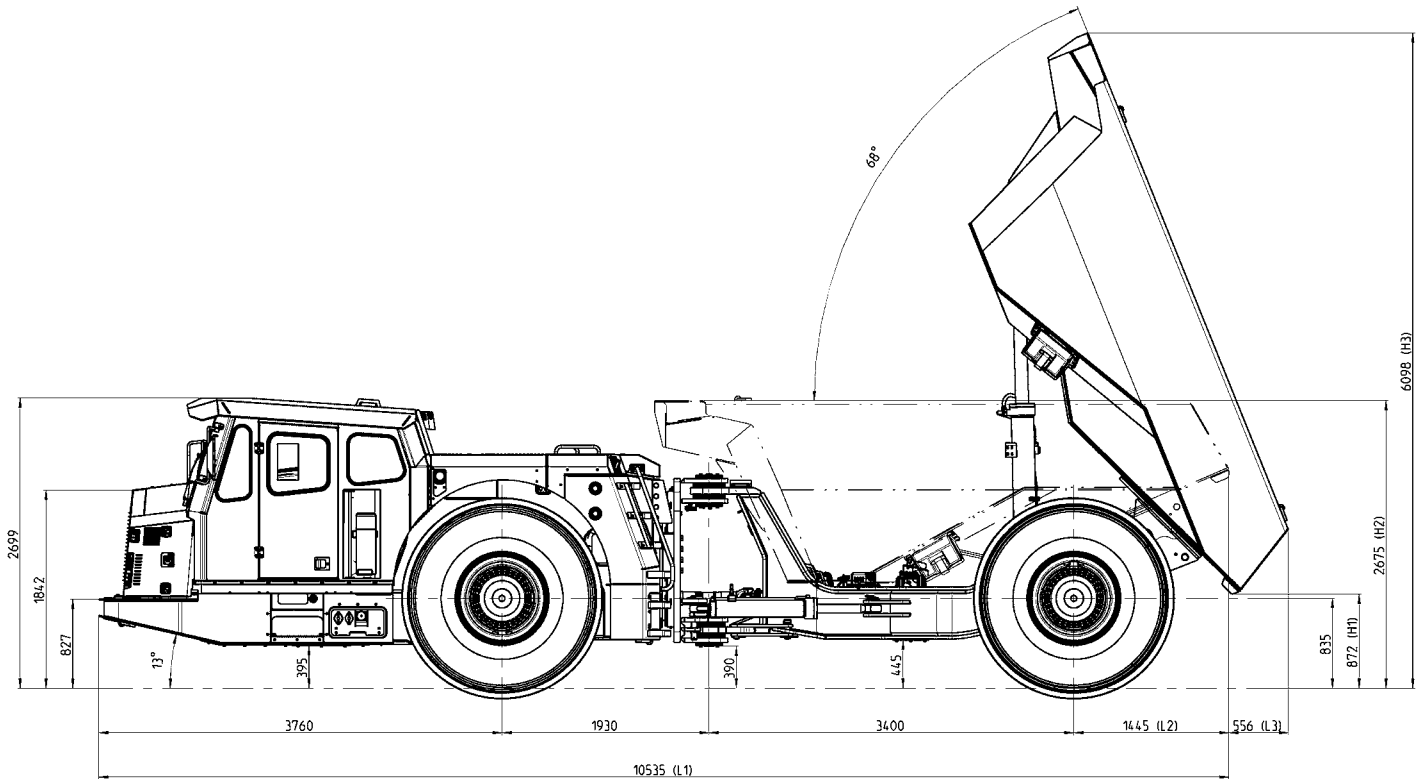
**S** Standard Equipment      **O** Optional Equipment



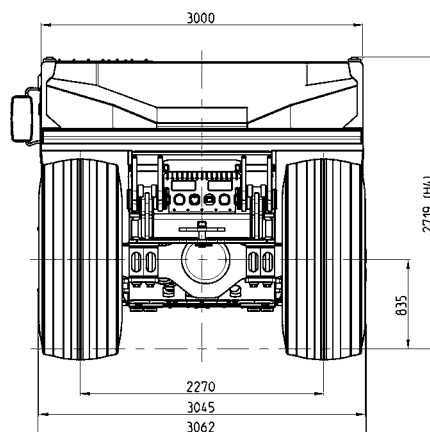


# Dimensions

## Side View



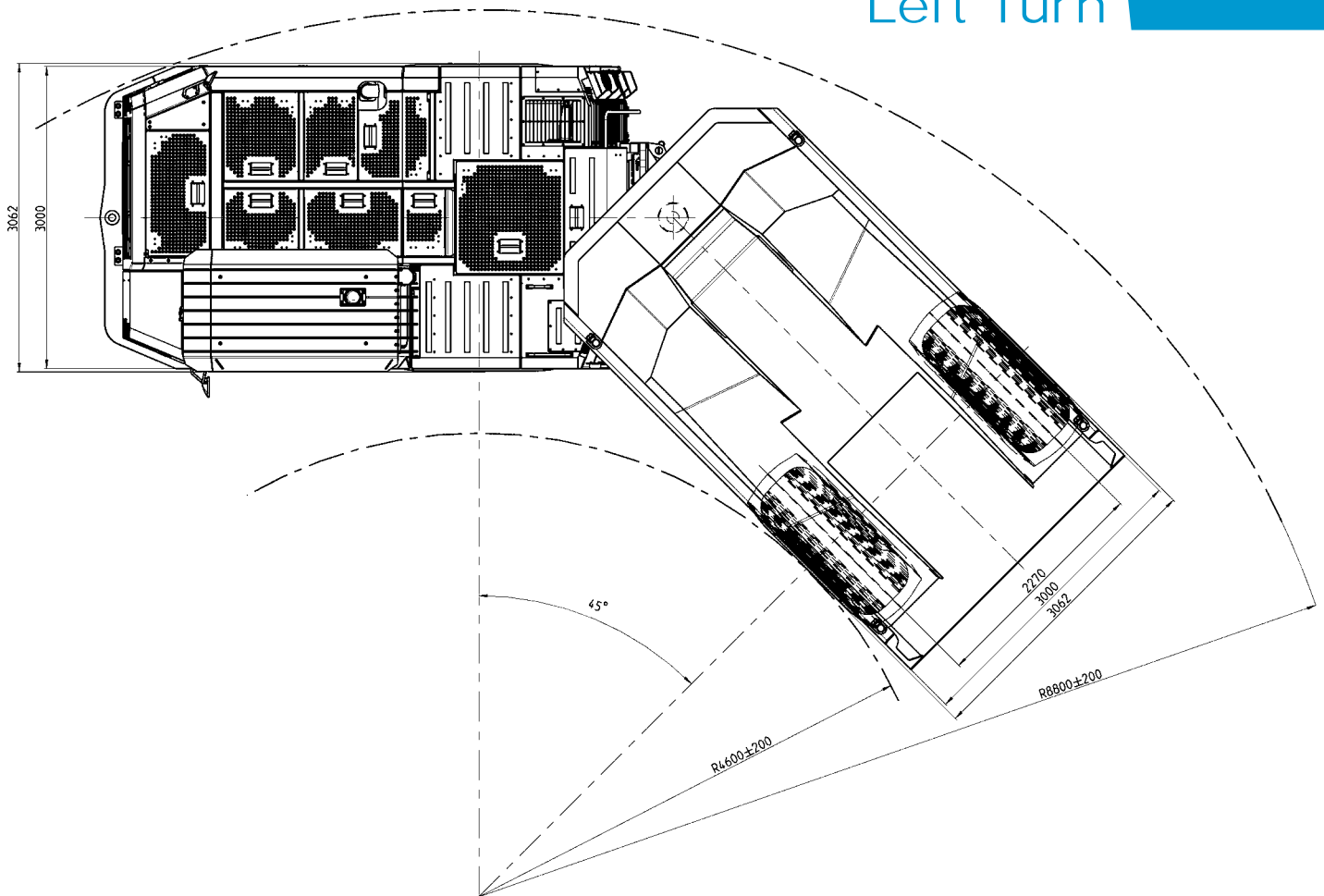
## Rear View



dimensions given under loaded conditions

\* Changes may apply without prior notice  
Featured machines in photos include variations / additional equipment

## Left Turn



		STD		
Volume, nominal heaped (m <sup>3</sup> )		19	21	24
Maximum material density (t/m <sup>3</sup> )		2.2	2	1.8
Centre axle height (mm)	H1	872	568	568
Height at dump box (mm)	H2	2.675	2.775	2.895
Dump height at 68° (mm)	H3	6.098	6.275	6.320
Height at cabin (mm)		2.699	2.699	2.699
Width dump box (mm)	W1	3.062	3.062	3.062
Length total (mm)	L1	10.535	10.883	10.883
Length rear axle centre line to box end (mm)	L2	1.445	1.843	1.843
Inner turning radius	R1	8 800	8 800	8 800
Outer turning radius	R2	4 600	4 600	4 600

\* further variants on request



# GHH

SOLID AS A ROCK

GHH Fahrzeuge GmbH  
Emscherstr. 53  
45891 Gelsenkirchen

Tel: +49 (0) 209 38907-0  
Fax: +49 (0) 209 38907-109

E-Mail: [info@ghh-fahrzeuge.de](mailto:info@ghh-fahrzeuge.de)  
Web: [www.ghh-fahrzeuge.de](http://www.ghh-fahrzeuge.de)

GHH Mining Machines Ltd  
92 Kirschner Road  
Beyers Park  
Boksburg  
1459

tel +27 11 896 0600  
fax +27 11 896 0605

email: [sales@ghhmm.co.za](mailto:sales@ghhmm.co.za), [info@ghhmm.co.za](mailto:info@ghhmm.co.za)  
web: [www.ghhmm.co.za](http://www.ghhmm.co.za)