



LF-14

Main Features

- Compact and powerful design
- Best power to weight ratio of its class
- Proven technology
- Extremely robust **GHH frame and system design** resulting in lowest operating cost
- **Z-link** optimized for loading of dump trucks
- **Customized buckets** with GET
- Ergonomic ROPS/FOPS safety cabin with large legroom, excellent visibility and intuitive controls
- All daily maintenance points from ground level
- Centralized service points
- Ride control, payload weighing system and bucket shaker

Technical Specification

MAIN DIMENSIONS

Length (tramming position)	11079 mm
Length (loading position)	11520 mm
Width (at cabin)	3095 mm
Width (at drive unit)	2600 mm
Width (at bucket)	2990 mm
Height, laden (above drive unit)	1978 mm
Height, laden (above driver's canopy)	2477 mm
Max. tipping height	2427 mm
Bucket capacity (SAE, heaped)	5.4 to 9 m ³

ENGINE

Manufacturer	Volvo
Type	Volvo TAD1351 (EPA Tier 3 / EU Stage IIIA)
Design	Water cooled diesel engine
Power	285 kW / 1900 rpm
Air intake system	Dry air filter
Exhaust system	Catalyst, silencer
Starter power / voltage	7.0 kW / 24 V
Alternator current / voltage	110 A / 28 V
Engine option 1	Volvo TAD1371VE (EPA Tier 4 / EU Stage IV)
Power	285 kW / 1900 rpm
Exhaust system	SCR
Engine option 2	Volvo TAD1381VE (EU Stage 5)
Power	285 kW / 1900 rpm
Exhaust system	SCR and DPF

DRIVE TRAIN

Transmission

Manufacturer	Dana
Type	TE 32
Design	Single stage converter with lock-up Four gears forward / reverse

Upbox

Manufacturer	Rögelberg
--------------	-----------

WEIGHTS

Operating weight	41680 kg
Payload capacity	14000 kg
Front axle, empty	17205 kg
Rear axle, empty	21795 kg
Front axle, loaded	39112 kg
Rear axle, loaded	13888 kg

WHEELS AND TIRES

Front wheels

Rim size	22.00 - 25 / 3.0
Tire size	26.5 - 25
Tire pressure	7.0 ± 0.1 bar

Rear wheels

Rim size	22.00 - 25 / 3.0
Tire size	26.5 - 25
Tire pressure	5.0 ± 0.1 bar

BRAKES (SERVICE AND PARKING)

Design	Multi disk spring brake (SAHR)
--------	--------------------------------

AXLES

Front axle

Manufacturer	Rigid planetary axle
Type	Kessler
Differential	D106 NLB-FS
Oscillating angle	Lim. Slip

Rear axle

Manufacturer	Rigid planetary axle
Type	Kessler
Differential	D106 NLB-FS
Oscillating angle	Lim. Slip
Oscillating angle	±8°

ELECTRICAL EQUIPMENT

Operating voltage	24 V
Battery	2 x 12 V / 180 Ah

LIGHTING SYSTEM

Main / reverse headlights	LED
Additional headlights and position lights	LED





DUMP / HOIST HYDRAULIC SYSTEM

System pressure	280 bar
Number of hoist cylinders	2
Number of dump cylinders	1
Boom raising time	7.0 s
Boom lowering time	4.2 s
Tipping time	2.2 s

STEERING HYDRAULIC SYSTEM

System pressure	280 bar
Number of steering cylinders	2



FILLING VOLUMES

Fuel tank	410 l
Hydraulic tank	400 l

STEERING

Design	Hydraulic articulated power steering
Steering angle	± 44°
Outer turn radius	7348 mm
Inner turn radius	3571 mm

* Please note that machine dimensions may change slightly based on specific options selected.

TRAMMING CAPACITIES

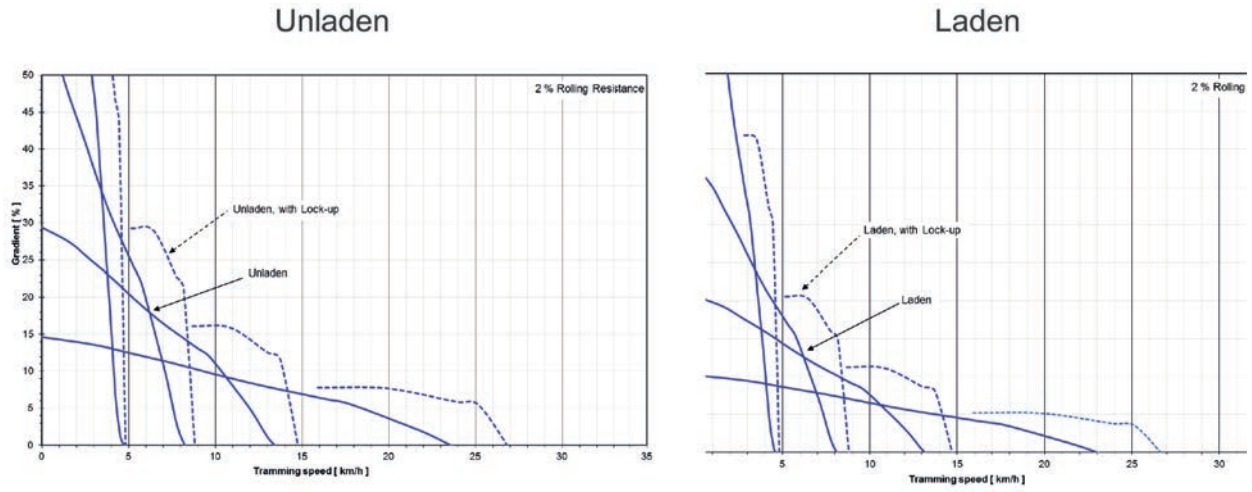
Max. tramming speeds (laden fwd/rev, on level road)	
1st gear	4.7 km/h
2nd gear	8.7 km/h
3rd gear	14.5 km/h
4th gear	26.3 km/h
Maximum tractive effort	356 kN
Maximum admissible gradient	25%
Breakout force (lift/tilt)	260 kN / 218 kN



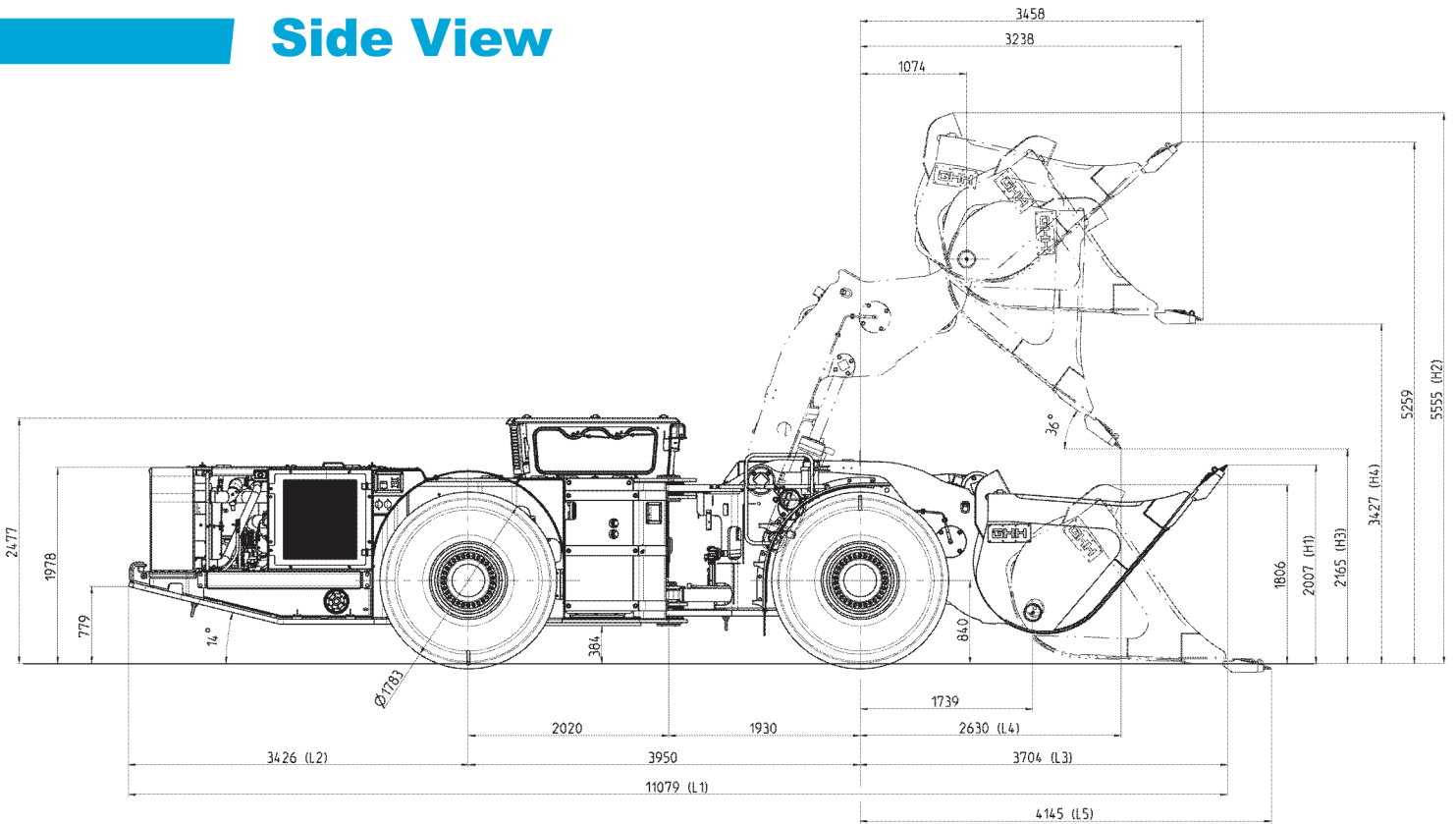
MAIN OPTIONS

Central lubrication system	Emergency steering pump
Fire suppression systems (manual / auto) Ansul / Protecfire with automatic engine shut down	Electric brake release pump
Spare wheel	Wiggins fuel fill system
Different bucket sizes	Wiggins fill set
Ejector bucket	Manual / electric filling pump for hydraulic oil
Camera system	Tire pressure monitoring
Ground engagement tools (G.E.T)	Remote Monitoring System (WiFi-link)
Payload weighing system	Corrosion protection kit
Bucket shaker	Low temperature kit
Ride control system	Radio remote control
Air condition / Heating	Brake release tow hook
Collision avoidance system	Optional differential combinations available
Disassembly for shaft transport	Narrow cabin

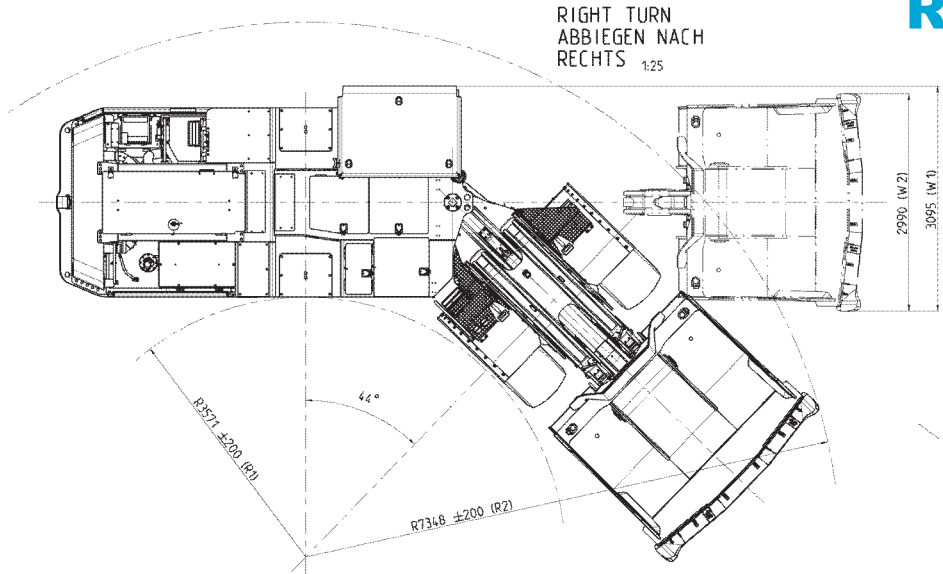
Gradeability Diagram



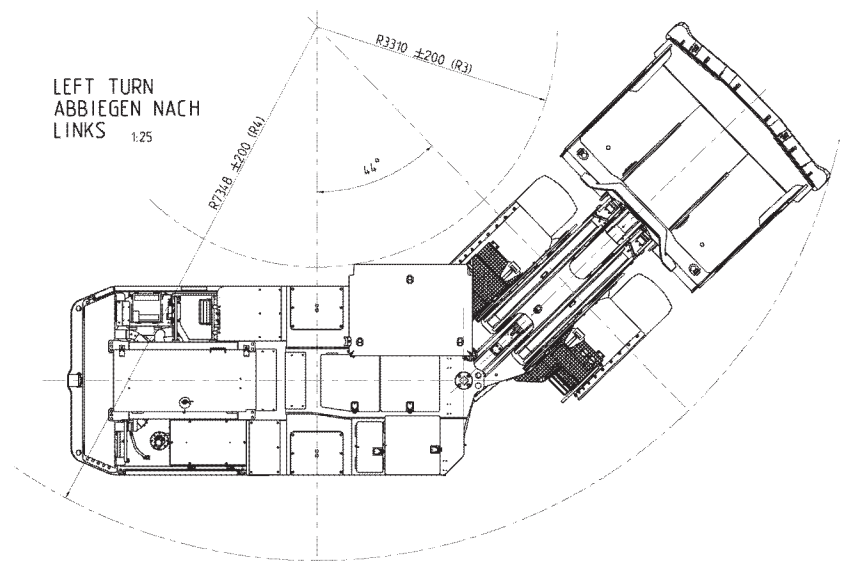
Side View



Right Turn



Left Turn



			STD		
Volume, nominal heaped (m ³) (standard lip)		9.0	7.0	5.4	4.5
Maximum material density (t/m ³)		1.5	2.0	2.6	3.2
Bucket overall width (mm)	W2	3300	3000	2800	2800
Tramming position: axle centreline to bucket lip (mm)	L3	3 713	3 564	3 704	2 423
Tramming position: ground to bucket tip (mm)	H1	2 059	1 883	2 007	1 748
Tramming Position: Total machine length (mm)	L1	11 211	10 940	11 079	10 798
Tramming Position: Rear axle centreline to bumper (mm)	L2	3 548	3 426	3 426	3 426
Truck loading reach (mm)	L4	2 683	2 502	2 630	2 361
Raised position: back height max (mm)	H2	5 883	5 704	5 555	5 555
Raised position: bucket tip, height (mm)	H3	2 157	2 301	2 329	2 437
Flat loading position: axle centreline to bucket lip	L5	4 185	3 995	4 145	3 767
Total machine width: narrow cabin	W1	3 300	3 000	2 800	2 800
Total machine width: wide cabin	W1	3 300	3 100	3 095	3 095
Inside turning radius: Right turn	R1	3436 +/- 200	3571 +/- 200	3571 +/- 200	3571 +/- 200
Outside turning radius: Right turn	R2	7475 +/- 200	7273 +/- 200	7348 +/- 200	7348 +/- 200
Inside turning radius: Left turn	R3	3310 +/- 200	3310 +/- 200	3310 +/- 200	3310 +/- 200
Outside turning radius: Left turn	R4	7473 +/- 200	7272 +/- 200	7348 +/- 200	7348 +/- 200

* all buckets available with GET as option



GHH

SOLID AS A ROCK

GHH Fahrzeuge GmbH
Emscherstr. 53
45891 Gelsenkirchen

Tel: +49 (0) 209 38907-0
Fax: +49 (0) 209 38907-109

E-Mail: info@ghh-fahrzeuge.de
Web: www.ghh-fahrzeuge.de

GHH Mining Machines Ltd
92 Kirschner Road
Beyers Park
Boksburg
1459

tel +27 11 896 0600
fax +27 11 896 0605

email: sales@ghhmm.co.za, info@ghhmm.co.za
web: www.ghhmm.co.za